

Special Report

# *Cruise Industry News*

January 2025

# Global CRUISE Ship



# Orderbook

# 2025 EXECUTIVE GUIDE

✓ All the Contacts

✓ All the Cruise Lines



 [Download Now](#)

<b>Ocean Ships On Order:</b>	<b>67</b>	<b>Orderbook Value:</b>	<b>\$56.9 Billion</b>	<b>Jan. 2025</b>
<b>Average Size:</b>	<b>115,405 Tons</b>	<b>Total Berths:</b>	<b>170,422</b>	
<b>Average Capacity:</b>	<b>2,544 Passengers</b>	<b>Average Price/Berth:</b>	<b>\$333,730</b>	
<b>Average Cost:</b>	<b>\$848,880,597</b>			

## 2025:


Cruise Line	Ship	Cost <sup>1</sup>	Tonnage	Capacity	Yard	Sailing	Delivery
TUI Cruises	Mein Schiff Relax	\$850	161,000	4,000	Fincantieri	Europe	Q1
MSC Cruises	World America	\$1,200	205,700	5,400	Chantiers	Carib	Q1
Norwegian	Aqua	\$1,000	156,300	3,571	Fincantieri	Carib	Q1
Asuka/NYK	Asuka III	\$650	51,950	744	Meyer Werft	Asia	Spring
Royal Caribbean	Star/Seas	\$1,300	250,800	5,610	Meyer Turku	Carib	Q2
Oceania	Allura	\$660	67,000	1,200	Fincantieri	Eur/Carib	Q2
Viking Ocean	Viking Vesta	\$446	54,300	998	Fincantieri	World	Q2
Ritz-Carlton	Luminara	\$350	37,000	456	Chantiers	World	Q3
Princess	Star Princess	\$1,000	175,000	4,300	Fincantieri	Eur/Carib	Q3
SunStone <sup>2</sup>	Douglas Mawson	\$65	8,000	186	CMIH	World	Q3
Four Seasons	Four Seasons I	\$425	20,000	180	Fincantieri	World	Q4
Celebrity	Xcel	\$1,000	140,600	3,260	Chantiers	Carib	Q4
Windstar	Star Seeker	\$130	10,000	224	West Sea	World	Q4
Disney	Adventure	\$1,800	208,000	6,000	MV Werften	Asia	Q4
Disney	Destiny	\$900	140,000	2,500	Meyer Werft	Carib	Q4

## 2025 Summary


<b>Total Ships:</b>	<b>15</b>	<b>Orderbook Value:</b>	<b>\$11.8 Billion</b>
<b>Average Size:</b>	<b>112,377 Tons</b>	<b>Total Berths:</b>	<b>38,629</b>
<b>Average Capacity:</b>	<b>2,575 Passengers</b>	<b>Average Price/Berth:</b>	<b>\$304,849</b>
<b>Average Cost:</b>	<b>\$785,066,667</b>		

<sup>2</sup> On charter to Aurora Expeditions

# Digital Reports




Executive Guide



Drydocking Report



Annual Report




Orderbook Report



Global Cruise Ship Index



China Market Report



European River Report



Expedition Market



Secondhand Market



USA River Report



Luxury Market



Current Orderbook



FREE DOWNLOAD



Magazine Subscription

## 2026:

Cruise Line	Ship	Cost <sup>1</sup>	Tonnage	Capacity	Yard	Sailing	Delivery
Emerald	Kaia	\$125	11,000	100	Halong	World	Q1
Norwegian	Luna	\$1,000	156,300	3,571	Fincantieri	Carib	Q1
Royal Caribbean	Unnamed	\$1,300	250,800	5,610	Meyer Turku	TBA	Spring
TUI Cruises	Mein Schiff Flow	\$850	161,000	4,000	Fincantieri	Europe	Q2
Viking Ocean	Mira	\$501	54,300	998	Fincantieri	World	Q2
Explora Journeys	Explora III	\$600	64,000	922	Fincantieri	World	Summer
Four Seasons	Four Seasons II	\$425	20,000	180	Fincantieri	World	Q4
Antarctica21	Magellan Discoverer	\$65	590	100	ASENAV	Polar	Q4
Adora	Adora Flora City	\$850	141,000	5,300	CSSC	China	Q4
Mystic/Atlas	World Adventurer	\$120	10,000	200	West Sea	World	TBA
MSC Cruises	World Asia	\$1,200	205,700	5,400	Chantiers	Asia	TBA
Orient Express	Corinthian	\$300	30,000	108	Chantiers	TBA	TBA
Viking Ocean	Unnamed	\$501	54,300	998	Fincantieri	World	TBA
Regent	Seven Seas Prestige	\$885	77,000	850	Fincantieri	TBA	TBA

### 2026 Summary

<b>Total Ships:</b>	<b>14</b>	<b>Orderbook Value:</b>	<b>\$8.7 Billion</b>
<b>Average Size:</b>	<b>88,285 Tons</b>	<b>Total Berths:</b>	<b>28,337</b>
<b>Average Capacity:</b>	<b>2,024 Passengers</b>	<b>Average Price/Berth:</b>	<b>\$307,795</b>
<b>Average Cost:</b>	<b>\$623,000,000</b>		

# 2025

## DRYDOCK AND REFURB REPORT

- ✓ Refit Schedule
- ✓ In-Depth Market Analysis
- ✓ All the Trends



  [Download Now](#)

## 2027:

Cruise Line	Ship	Cost <sup>1</sup>	Tonnage	Capacity	Yard	Sailing	Delivery
Explora Journeys	Explora IV	\$600	64,000	922	Fincantieri	World	Spring
Carnival	Unnamed	\$1,050	183,900	5,400	Meyer Werft	TBA	TBA
Viking Ocean	Unnamed	\$517	54,300	998	Fincantieri	World	TBA
Aman at Sea	Unnamed	\$400	23,000	100	T. Mariotti	TBA	TBA
Orient Express	Unnamed	\$300	30,000	108	Chantiers	TBA	TBA
Norwegian	Unnamed	\$1,300	169,000	3,650	Fincantieri	TBA	TBA
Mystic/Atlas	World Discoverer	\$120	10,000	200	West Sea	World	TBA
MSC Cruises	Unnamed	\$1,200	205,700	5,400	Chantiers	TBA	TBA
Explora Journeys	Explora V	\$600	70,000	922	Fincantieri	World	TBA
Ryobi Holdings	Unnamed	\$150	20,000	150	West Sea	World	TBA
Oceania	Unnamed	\$980	86,000	1,450	Fincantieri	TBA	TBA
Royal Caribbean	Unnamed	\$1,400	250,800	5,610	Meyer Turku	TBA	TBA
Disney	Unnamed	\$1,300	160,000	3,000	Meyer Werft	TBA	TBA

### 2027 Summary

<b>Total Ships:</b>	<b>13</b>	<b>Orderbook Value:</b>	<b>\$9.9 Billion</b>
<b>Average Size:</b>	<b>102,054 Tons</b>	<b>Total Berths:</b>	<b>27,910</b>
<b>Average Capacity:</b>	<b>2,147 Passengers</b>	<b>Average Price/Berth:</b>	<b>\$355,321</b>
<b>Average Cost:</b>	<b>\$762,846,154</b>		

New  
2025  
Edition

# ANNUAL REPORT

Future  
Forecast






- ✓ Capacity Projections Through 2032+
- ✓ Fully Updated Supply Projections
- ✓ All the Data You Need!



ORDER NOW



## 2028:

Cruise Line	Ship	Cost <sup>1</sup>	Tonnage	Capacity	Yard	Sailing	Delivery
 OLC/Disney	Unnamed	\$900	140,000	2,500	Meyer Werft	Asia	Q4
Crystal	Unnamed	\$720	61,800	690	Fincantieri	TBA	TBA
 Carnival	Unnamed	\$1,050	183,900	5,400	Meyer Werft	TBA	TBA
 Explora Journeys	Explora VI	\$600	70,000	922	Fincantieri	World	TBA
 Royal Caribbean	Unnamed	\$1,450	231,000	5,714	Chantiers	TBA	TBA
 Norwegian	Unnamed	\$1,300	169,000	3,650	Fincantieri	TBA	TBA
Viking Ocean	Unnamed	\$517	54,300	998	Fincantieri	World	TBA
Viking Ocean	Unnamed	\$517	54,300	998	Fincantieri	World	TBA

### 2028 Summary

<b>Total Ships:</b>	<b>8</b>	<b>Orderbook Value:</b>	<b>\$7.1 Billion</b>
<b>Average Size:</b>	<b>120,538 Tons</b>	<b>Total Berths:</b>	<b>20,872</b>
<b>Average Capacity:</b>	<b>2,609 Passengers</b>	<b>Average Price/Berth:</b>	<b>\$337,965</b>
<b>Average Cost:</b>	<b>\$881,750,000</b>		




### 2029:

Cruise Line	Ship	Cost <sup>1</sup>	Tonnage	Capacity	Yard	Sailing	Delivery
Carnival	Unnamed	\$1,550	230,000	6,200	Fincantieri	TBA	Summer
Disney	Unnamed	\$1,300	160,000	3,000	Meyer Werft	TBA	TBA
Viking Ocean	Unnamed	\$517	54,300	998	Fincantieri	World	TBA
Oceania	Unnamed	\$980	86,000	1,450	Fincantieri	TBA	TBA
Regent	Unnamed	\$885	77,000	850	Fincantieri	TBA	TBA

#### 2029 Summary

<b>Total Ships:</b>	5	<b>Orderbook Value:</b>	\$5.2 Billion
<b>Average Size:</b>	121,460 Tons	<b>Total Berths:</b>	12,498
<b>Average Capacity:</b>	2,500 Passengers	<b>Average Price/Berth:</b>	\$418,627
<b>Average Cost:</b>	\$1,046,400,000		

# MARINE HOTEL ASSOCIATION

The logo features the letters 'MHA' in a bold, dark blue font. The 'M' and 'A' are solid, while the 'H' is formed by three horizontal wavy lines in a golden-yellow color. The background is a teal gradient with faint, overlapping outlines of the numbers '38' and '39'.

# 40<sup>th</sup>

Anniversary Conference and Trade Show

March 27 thru 29, 2025

Naples Grande Beach Resort

[mha.org](http://mha.org)

BY AND FOR THE INDUSTRY

### 2030:

Cruise Line	Ship	Cost <sup>1</sup>	Tonnage	Capacity	Yard	Sailing	Delivery
Crystal	Unnamed	\$720	61,800	690	Fincantieri	TBA	TBA
Norwegian	Unnamed	\$1,500	225,000	5,100	Fincantieri	TBA	TBA
Disney	Unnamed	\$1,300	160,000	3,000	Meyer Werft	TBA	TBA
Viking Ocean	Unnamed	\$517	54,300	998	Fincantieri	World	TBA
Viking Ocean	Unnamed	\$517	54,300	998	Fincantieri	World	TBA

#### 2030 Summary

<b>Total Ships:</b>	5	<b>Orderbook Value:</b>	<b>\$4.6 Billion</b>
<b>Average Size:</b>	111,080 Tons	<b>Total Berths:</b>	<b>10,786</b>
<b>Average Capacity:</b>	2,157 Passengers	<b>Average Price/Berth:</b>	<b>\$422,214</b>
<b>Average Cost:</b>	\$910,800,000		



# KEY SHIP & FLEET DATA

## SHIP LISTINGS

- Guests
- Crew
- Length
- Width
- Draft
- Scrubber
- Shorepower
- Tons of Info

# OVER 550 SHIPS

Current Fleet + New Ship Orderbook



#	Cruise Line	Ship	Built	Tonnage	Passen	Crew	Cost	Shipyard	Length	Width
3	ADA Cruises	ADAcroma	2021	183,900	5,400	1,500	\$950,000,000	Meyer Werft	337	42
4	ADA Cruises	ADAnova	2018	183,900	5,000	1,500	\$950,000,000	Meyer Werft	337	42
5	ADA Cruises	ADAperta	2017	125,000	3,250	900	\$645,000,000	Mitsubishi Heavy Ind	300	37
6	ADA Cruises	ADAprima	2016	125,000	3,250	900	\$645,000,000	Mitsubishi Heavy Ind	299.65	37.65
7	ADA Cruises	ADAstella	2013	71,300	2,192	620	\$575,000,000	Meyer Werft	253.26	32.2
8	ADA Cruises	ADAmara	2012	71,000	2,174	620	\$575,000,000	Meyer Werft	253.22	32.2
9	ADA Cruises	ADAsol	2011	71,000	2,174	609	\$570,000,000	Meyer Werft	253.33	32.2
10	ADA Cruises	ADAbalu	2010	71,000	2,174	607	\$525,000,000	Meyer Werft	253.33	32.2
11	ADA Cruises	ADAluna	2009	68,500	2,030	607	\$400,000,000	Meyer Werft	252	32.2
12	ADA Cruises	ADAbella	2008	68,500	2,030	646	\$400,000,000	Meyer Werft	251.89	37.6
13	ADA Cruises	ADAdiva	2007	68,500	2,030	646	\$400,000,000	Meyer Werft	251.89	37.6
14	ADA Cruises	ADAdiva	2007	68,500	2,030	646	\$400,000,000	Meyer Werft	251.89	37.6
15	ADA Cruises	ADAdiva	2007	68,500	2,030	646	\$400,000,000	Meyer Werft	251.89	37.6
16	ADA Cruises	ADAdiva	2007	68,500	2,030	646	\$400,000,000	Meyer Werft	251.89	37.6
17	ADA Cruises	ADAdiva	2007	68,500	2,030	646	\$400,000,000	Meyer Werft	251.89	37.6
18	ADA Cruises	ADAdiva	2007	68,500	2,030	646	\$400,000,000	Meyer Werft	251.89	37.6
19	ADA Cruises	ADAdiva	2007	68,500	2,030	646	\$400,000,000	Meyer Werft	251.89	37.6
20	Carnival	Mardi Gras	2021	182,900	5,200	1,682	\$950,000,000	Meyer Turku	337	42
21	Carnival	Carnival Panorama	2019	135,000	4,000	1,450	\$780,000,000	Fincantieri	322	37
22	Carnival	Carnival Horizon	2018	135,000	4,000	1,450	\$780,000,000	Fincantieri	322	37
23	Carnival	Carnival Vista	2016	135,000	4,000	1,450	\$780,000,000	Fincantieri	322	37
24	Carnival	Carnival Breeze	2012	130,000	3,650	1,386	\$735,000,000	Fincantieri	306.02	37.2
25	Carnival	Carnival Magic	2011	130,000	3,650	1,380	\$735,000,000	Fincantieri	306	37.2
26	Carnival	Carnival Dream	2009	130,000	3,650	1,369	\$672,000,000	Fincantieri	306.02	37.2
27	Carnival	Carnival Splend	2008	113,300	3,000	1,150	\$500,000,000	Fincantieri	290	32.2
28	Carnival	Carnival Freedom	2007	110,000	2,974	1,150	\$450,000,000	Fincantieri	290.2	35.4
29	Carnival	Carnival Liberty	2005	110,000	2,974	1,160	\$450,000,000	Fincantieri	290.2	35.4
30	Carnival	Costa Magica (2)	2004	103,000	2,720	1,027	\$400,000,000	Fincantieri	271	34
31	Carnival	Carnival Valor	2004	110,000	2,974	1,180	\$500,000,000	Fincantieri	290.2	35.4
32	Carnival	Carnival Miracle	2004	88,500	2,100	930	\$375,000,000	Kvaerner Masa-Yard	294	32
33	Carnival	Carnival Glory	2003	110,000	2,974	1,150	\$500,000,000	Fincantieri	290.2	35.4
34	Carnival	Carnival Conque	2002	110,000	2,974	1,150	\$500,000,000	Fincantieri	290.5	35.4
35	Carnival	Carnival Legend	2002	88,500	2,100	930	\$375,000,000	Kvaerner Masa-Yard	294	32
36	Carnival	Carnival Pride	2001	88,500	2,100	930	\$375,000,000	Kvaerner Masa-Yard	294	32
37	Carnival	Carnival Spirit	2001	88,500	2,100	961	\$375,000,000	Kvaerner Masa-Yard	293.52	32.31
38	Carnival	Carnival Radiant	2000/2002	101,509	2,984	1,108	\$430,000,000	Fincantieri/Navantia	272.19	35.36
39	Carnival	Carnival Sunrise	1999/2001	101,509	2,984	1,108	\$400,000,000	Fincantieri/Navantia	272.3	35.5
40	Carnival	Carnival Elation	1998	70,367	2,040	920	\$315,000,000	Kvaerner Masa-Yard	261	31.5
41	Carnival	Carnival Spirit	2001	88,500	2,100	961	\$375,000,000	Kvaerner Masa-Yard	293.52	32.31
42	Carnival	Carnival Radiant	2000/2002	101,509	2,984	1,108	\$430,000,000	Fincantieri/Navantia	272.19	35.36
43	Carnival	Carnival Sunrise	1999/2001	101,509	2,984	1,108	\$400,000,000	Fincantieri/Navantia	272.3	35.5
44	Carnival	Carnival Elation	1998	70,367	2,040	920	\$315,000,000	Kvaerner Masa-Yard	261	31.5

Download Now 

### 2031:

Cruise Line	Ship	Cost <sup>1</sup>	Tonnage	Capacity	Yard	Sailing	Delivery
Carnival	Unnamed	\$1,550	230,000	6,200	Fincantieri	TBA	Summer
Disney	Unnamed	\$1,300	160,000	3,000	Meyer Werft	TBA	TBA

#### 2031 Summary

Total Ships:	2	Orderbook Value:	\$2.9 Billion
Average Size:	195,000 Tons	Total Berths:	9,200
Average Capacity:	4,600 Passengers	Average Price/Berth:	\$309,783
Average Cost:	\$1,425,000,000		



# 2024 EXPEDITION MARKET REPORT

- ✓ Full Coverage
- ✓ All the Players

- ✓ Capacity Projections

DOWNLOAD NOW





## 2032:

Cruise Line	Ship	Cost <sup>1</sup>	Tonnage	Capacity	Yard	Sailing	Delivery
Norwegian	Unnamed	\$1,500	225,000	5,100	Fincantieri	TBA	TBA
Crystal	Unnamed	\$720	61,800	690	Fincantieri	TBA	TBA

### 2032 Summary

<b>Total Ships:</b>	<b>2</b>	<b>Orderbook Value:</b>	<b>\$2.2 Billion</b>
<b>Average Size:</b>	<b>143,400 Tons</b>	<b>Total Berths:</b>	<b>5,790</b>
<b>Average Capacity:</b>	<b>2,895 Passengers</b>	<b>Average Price/Berth:</b>	<b>\$383,420</b>
<b>Average Cost:</b>	<b>\$1,110,000,000</b>		

# 2025 EUROPEAN RIVER REPORT

- ✓ Inside look at river market
- ✓ 2025 market capacity/supply data
- ✓ River by river, operator by operator



  [Download Now](#)

### 2033:

Cruise Line	Ship	Cost <sup>1</sup>	Tonnage	Capacity	Yard	Sailing	Delivery
 Carnival	Unnamed	\$1,550	230,000	6,200	Fincantieri	TBA	Summer

#### 2033 Summary

<b>Total Ships:</b>	1	<b>Orderbook Value:</b>	\$1.6 Billion
<b>Average Size:</b>	230,000 Tons	<b>Total Berths:</b>	6,200
<b>Average Capacity:</b>	6,200 Passengers	<b>Average Price/Berth:</b>	\$250,000
<b>Average Cost:</b>	\$1,550,000,000		

# 2025 CHINA MARKET REPORT

- Future Outlook
- Full Scope



Download Now

### 2034:

Cruise Line	Ship	Cost <sup>1</sup>	Tonnage	Capacity	Yard	Sailing	Delivery
Norwegian	Unnamed	\$1,500	225,000	5,100	Fincantieri	TBA	TBA

#### 2034 Summary

Total Ships:	1	Orderbook Value:	\$1.5 Billion
Average Size:	225,000 Tons	Total Berths:	5,100
Average Capacity:	5,100 Passengers	Average Price/Berth:	\$294,118
Average Cost:	\$1,500,000,000		

# SECONDHAND MARKET REPORT

- ✓ All Vessel Transactions
- ✓ Ship Sales, Info, Values
- ✓ Historical Data
- ✓ Ship Withdrawals



ALL  
NEW



Download Now

### 2036:

Cruise Line	Ship	Cost <sup>1</sup>	Tonnage	Capacity	Yard	Sailing	Delivery
Norwegian	Unnamed	\$1,500	225,000	5,100	Fincantieri	TBA	TBA

#### 2036 Summary

Total Ships:	1	Orderbook Value:	\$1.5 Billion
Average Size:	225,000 Tons	Total Berths:	5,100
Average Capacity:	5,100 Passengers	Average Price/Berth:	\$294,118
Average Cost:	\$1,500,000,000		

# 2025

# USA RIVER REPORT

## Domestic Small Ship Cruising

- Close to Home Cruising
- Capacity Metrics
- Growth Outlook



Download Now



## Coastal Ships:

Cruise Line	Ship	Cost <sup>1</sup>	Tonnage	Capacity	Yard	Sailing	Delivery
American	Patriot	\$65	5,000	125	Chesapeake	U.S.	2025
American	Pioneer	\$65	5,000	125	Chesapeake	U.S.	2025
American	Encore	\$75	6,000	180	Chesapeake	U.S.	2026
American	Maverick	\$65	5,000	125	Chesapeake	U.S.	2026
American	Ranger	\$65	5,000	125	Chesapeake	U.S.	2026
American	Unnamed	\$75	6,000	180	Chesapeake	U.S.	2027
American	Unnamed	\$75	6,000	180	Chesapeake	U.S.	2027
American	Unnamed	\$65	5,000	125	Chesapeake	U.S.	2027
American	Unnamed	\$65	5,000	125	Chesapeake	U.S.	2027

### Coastal Ships Summary

<b>Total Ships:</b>	<b>9</b>	<b>Orderbook Value:</b>	<b>\$0.6 Billion</b>
<b>Average Size:</b>	<b>5,333 Tons</b>	<b>Total Berths:</b>	<b>1,290</b>
<b>Average Capacity:</b>	<b>143 Passengers</b>	<b>Average Price/Berth:</b>	<b>\$476,744</b>
<b>Average Cost:</b>	<b>\$68,333,333</b>		

## Orderbook by Corporation

### Norwegian Cruise Line Holdings

Cruise Line	Ship	Cost <sup>1</sup>	Tonnage	Capacity	Yard	Sailing	Delivery
Norwegian	Aqua	\$1,000	156,300	3,571	Fincantieri	Carib	2025
Oceania	Allura	\$660	67,000	1,200	Fincantieri	Eur/Carib	2025
Norwegian	Luna	\$1,000	156,300	3,571	Fincantieri	Carib	2026
Regent	Seven Seas Prestige	\$885	77,000	850	Fincantieri	TBA	2026
Norwegian	Unnamed	\$1,300	169,000	3,650	Fincantieri	TBA	2027
Oceania	Unnamed	\$980	86,000	1,450	Fincantieri	TBA	2027
Norwegian	Unnamed	\$1,300	169,000	3,650	Fincantieri	TBA	2028
Oceania	Unnamed	\$980	86,000	1,450	Fincantieri	TBA	2029
Regent	Unnamed	\$885	77,000	850	Fincantieri	TBA	2029
Norwegian	Unnamed	\$1,500	225,000	5,100	Fincantieri	TBA	2030
Norwegian	Unnamed	\$1,500	225,000	5,100	Fincantieri	TBA	2032
Norwegian	Unnamed	\$1,500	225,000	5,100	Fincantieri	TBA	2034
Norwegian	Unnamed	\$1,500	225,000	5,100	Fincantieri	TBA	2036

#### Norwegian Cruise Line Holdings Summary

<b>Total Ships:</b>	<b>13</b>	<b>Orderbook Value:</b>	<b>\$15.0 Billion</b>
<b>Average Size:</b>	<b>149,508 Tons</b>	<b>Total Berths:</b>	<b>40,642</b>
<b>Average Capacity:</b>	<b>3,126 Passengers</b>	<b>Average Price/Berth:</b>	<b>\$368,830</b>
<b>Average Cost:</b>	<b>\$1,153,076,923</b>		

## Royal Caribbean Group

Cruise Line	Ship	Cost <sup>1</sup>	Tonnage	Capacity	Yard	Sailing	Delivery
TUI Cruises	Mein Schiff Relax	\$850	161,000	4,000	Fincantieri	Europe	2025
Royal Caribbean	Star/Seas	\$1,300	250,800	5,610	Meyer Turku	Carib	2025
Celebrity	Xcel	\$1,000	140,600	3,260	Chantiers	Carib	2025
Royal Caribbean	Unnamed	\$1,300	250,800	5,610	Meyer Turku	TBA	2026
TUI Cruises	Mein Schiff Flow	\$850	161,000	4,000	Fincantieri	Europe	2026
Royal Caribbean	Unnamed	\$1,400	250,800	5,610	Meyer Turku	TBA	2027
Royal Caribbean	Unnamed	\$1,450	231,000	5,714	Chantiers	TBA	2028

### Royal Caribbean Group Summary

<b>Total Ships:</b>	<b>7</b>	<b>Orderbook Value:</b>	<b>\$8.2 Billion</b>
<b>Average Size:</b>	<b>206,571 Tons</b>	<b>Total Berths:</b>	<b>33,804</b>
<b>Average Capacity:</b>	<b>4,829 Passengers</b>	<b>Average Price/Berth:</b>	<b>\$241,096</b>
<b>Average Cost:</b>	<b>\$1,164,285,714</b>		

## MSC Cruises

Cruise Line	Ship	Cost <sup>1</sup>	Tonnage	Capacity	Yard	Sailing	Delivery
■ MSC Cruises	World America	\$1,200	205,700	5,400	Chantiers	Carib	2025
■ Explora Journeys	Explora III	\$600	64,000	922	Fincantieri	World	2026
■ ■ MSC Cruises	World Asia	\$1,200	205,700	5,400	Chantiers	Asia	2026
■ Explora Journeys	Explora IV	\$600	64,000	922	Fincantieri	World	2027
■ MSC Cruises	Unnamed	\$1,200	205,700	5,400	Chantiers	TBA	2027
■ Explora Journeys	Explora V	\$600	70,000	922	Fincantieri	World	2027
■ Explora Journeys	Explora VI	\$600	70,000	922	Fincantieri	World	2028

### MSC Cruises Summary

<b>Total Ships:</b>	<b>7</b>	<b>Orderbook Value:</b>	<b>\$6.0 Billion</b>
<b>Average Size:</b>	<b>126,443 Tons</b>	<b>Total Berths:</b>	<b>19,888</b>
<b>Average Capacity:</b>	<b>2,841 Passengers</b>	<b>Average Price/Berth:</b>	<b>\$301,689</b>
<b>Average Cost:</b>	<b>\$857,142,857</b>		

## Carnival Corporation

Cruise Line	Ship	Cost <sup>1</sup>	Tonnage	Capacity	Yard	Sailing	Delivery
Princess	Star Princess	\$1,000	175,000	4,300	Fincantieri	Eur/Carib	2025
Carnival	Unnamed	\$1,050	183,900	5,400	Meyer Werft	TBA	2027
Carnival	Unnamed	\$1,050	183,900	5,400	Meyer Werft	TBA	2028
Carnival	Unnamed	\$1,550	230,000	6,200	Fincantieri	TBA	2029
Carnival	Unnamed	\$1,550	230,000	6,200	Fincantieri	TBA	2031
Carnival	Unnamed	\$1,550	230,000	6,200	Fincantieri	TBA	2033

### Carnival Corporation Summary

<b>Total Ships:</b>	<b>6</b>	<b>Orderbook Value:</b>	<b>\$7.8 Billion</b>
<b>Average Size:</b>	<b>205,467 Tons</b>	<b>Total Berths:</b>	<b>33,700</b>
<b>Average Capacity:</b>	<b>5,617 Passengers</b>	<b>Average Price/Berth:</b>	<b>\$229,970</b>
<b>Average Cost:</b>	<b>\$1,291,666,667</b>		

(1) In Millions (USD) | Costs May Be Estimated

■ : Expedition Vessel

■ : Alternative Fuels

■ : China-Asia Dedicated

TBA: To Be Announced

Last Updated: Friday, December 27, 2024